

MM400.06IS

INSULATED FAST RECOVERY DIODE MODULE

Output Current **400 A**

Blocking Voltage **600 V**

V_{RRM} [V]	V_{RSM} [V]	V_{OUT} [V]	P/N
600	700	190	MM400.06IS

Features

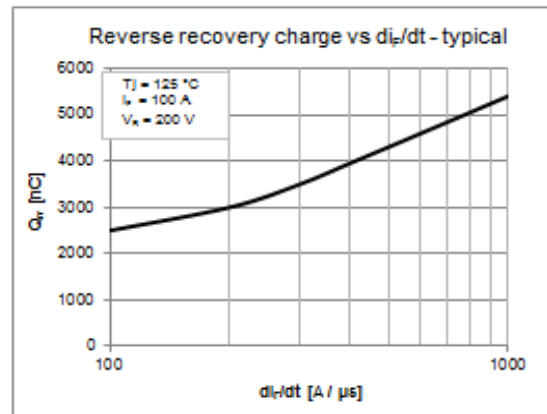
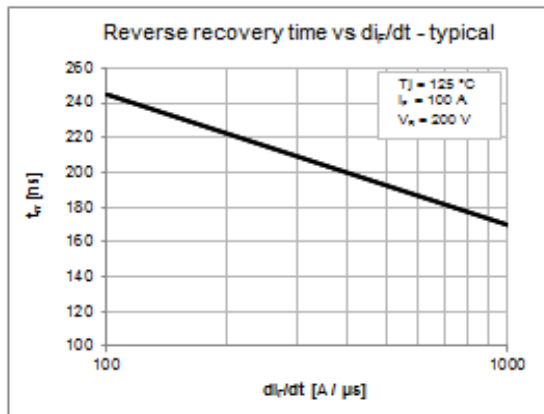
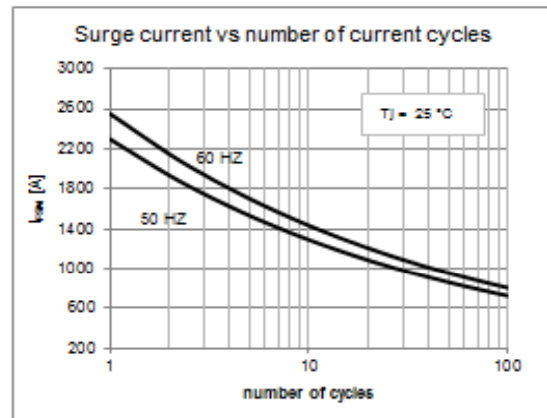
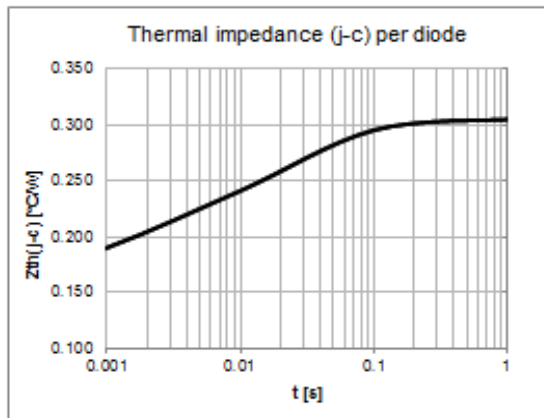
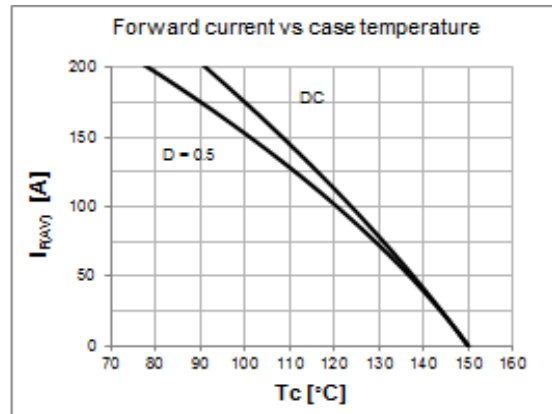
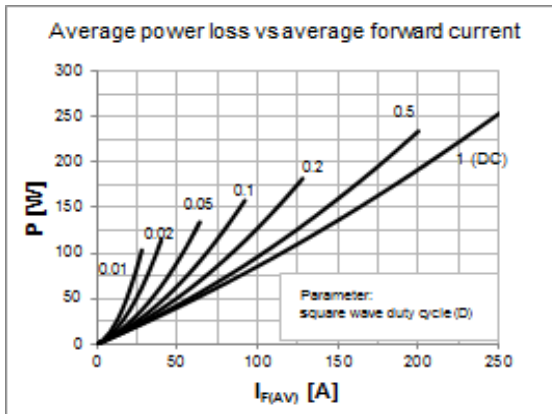
Short recovery time
Low switching losses
Soft recovery behavior
Electrically insulated case

Applications

Antiparallel diode for high frequency switching devices
Free-wheeling diode in converters or motor controllers
Uninterruptible power supplies (UPS)
Ultrasonic cleaners and welders

Diodes characteristics		Conditions	T_j [°C]	Value
$I_{F(AV)}$	Average forward current	$T_c = 79\text{ °C}$		200 A
I_{FRM}	Repetitive forward current, max	Square wave, 20 kHz		400 A
I_{RRM}	Max repetitive peak reverse current	$V = V_{RRM}$	150	4 mA
$V_{F(TO)}$	Threshold voltage		150	0,75 V
r_F	Forward slope resistance		150	1,05 m Ω
V_{FM}	Peak forward voltage, max	$I_F = 300\text{ A}$	150	1,20 V
I_{FSM}	Surge forward current	Half sine wave, 10 ms	25	2300 A
I^2t	Max I^2t for fusing		25	26450 A ² s
C_T	Junction capacitance, typ	$V = V_{RRM}$	25	140 pF
Q_{rr}	Reverse recovery charge, typ	$I_F = 100\text{ A}$		3000 nC
I_{rr}	Reverse recovery current, typ	$V_R = 200\text{ V}$	125	28 A
t_{rr}	Reverse recovery time, typ	$dI_F / dt = 200\text{ A} / \mu\text{s}$		225 ns
T_{jmax}	Operating junction temperature			-40 / 150 °C
$R_{th(j-c)}$	Thermal resistance (junction to case)			0,30 °C/W

Module characteristics		Conditions	Value
I_{OUT}	Output current (center tap connection)	$T_c = 79\text{ °C}$	400 A
V_{INS}	RMS Insulating voltage	50 / 60 Hz $t = 1\text{ s}$ ($i < 1\text{ mA}$)	3600 V
V_{INS}	RMS Insulating voltage	50 / 60 Hz $t = 60\text{ s}$ ($i < 1\text{ mA}$)	3000 V
$R_{th(c-h)}$	Thermal resistance (case to heatsink)	Mounting surface flat, smooth and greased	0,100 °C/W
T_{stg}	Max storage temperature		150 °C
W	Weight		117 g
M_1	Mounting torque, $\pm 15\%$		5,5 N·m 48 lb·inch
M_2	Terminal connection torque, $\pm 15\%$		4,0 N·m 35 lb·inch



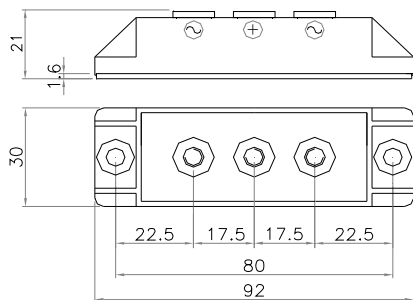


Fig.1 MM400.06IS-SS6-FIX5-HP-P80-TA

Code:MM50004000029

MM400.06IS-SS5-FIX5-HP-P80-TA

Code:MM50004000028

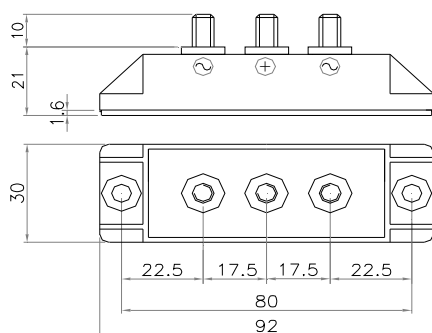


Fig.2 MM400.06IS-MM6x10-FIX5-HP-P80-TA

Code:MM50004000025

MM400.06IS-MM5x10-FIX5-HP-P80-TA

Code:MM50004000021

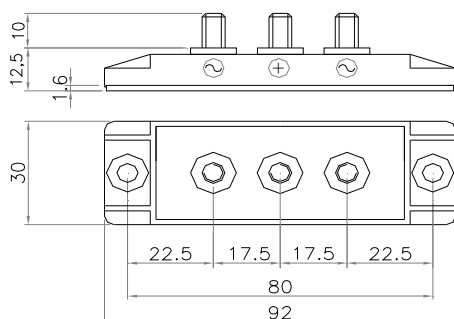


Fig.3 MM400.06IS-MM6x10-FIX5-LP-P80-TA

Code:MM50004000024

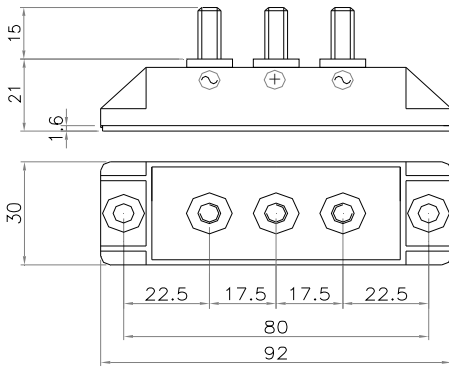
MM400.06IS-MM5x10-FIX5-LP-P80-TA

Code:MM50004000020

Power fix:
 SS=Screw (M6 or M5)
 MM=Bolt (M6 or M5)

Mounting fix:
 FIX= \varnothing 5,5

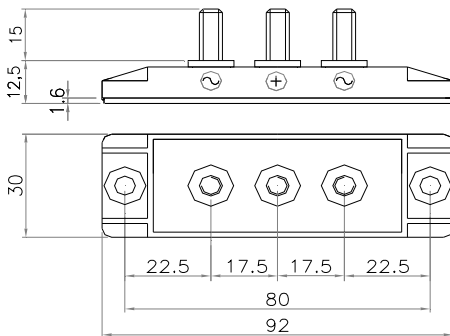
Profile:
 HP=High Profile LP=Low Profile


Fig.4 MM400.06IS-MM6x15-FIX5-HP-P80-TA

Code:MM50004000027

MM400.06IS-MM5x15-FIX5-HP-P80-TA

Code:MM50004000023


Fig.5 MM400.06IS-MM6x15-FIX5-LP-P80-TA

Code:MM50004000026

MM400.06IS-MM5x15-FIX5-LP-P80-TA

Code:MM50004000022

Power fix:

SS=Screw (M6 or M5)

MM=Bolt (M6 or M5)

Mounting fix:

 FIX= \varnothing 5,5

Profile:

HP=High Profile LP=Low Profile